



universität
wien

International Report 2021





Photo:
Hans Schubert

Foreword

I am pleased to report that despite the ongoing pandemic, the University of Vienna succeeded in taking two landmark steps in participating in and building European networks in 2021: we took over the coordination of the CENTRAL Network for the next four years, and joined the European University Alliance Circle U.

CENTRAL is a scientific network of five renowned Central European universities that aims to promote Central Europe as a hub for academic excellence. We have taken over the coordinating role from Humboldt University in Berlin, and together with our partners in Prague, Warsaw and Budapest, we are expanding our collaboration beyond research activities to include joint cultural events and third mission initiatives too. A highlight in the field of cultural exchange was an exhibition on the Vienna Circle, a highly influential school of science philosophy in the interwar period that laid the foundation for modern science as we know it today. The exhibition was opened at Charles University in Prague in October 2021 and will go on tour in 2022. The exhibition will next be shown at Warsaw University and subsequently at the Humboldt Forum in Berlin.

Joining Circle U. is a major step forward in the University of Vienna's internationalisation strategy. It marks a step change in our cooperation with eight renowned, research-intensive European universities. These universities are determined to create strong mutual ties in teaching, research and administration. From 2022 onwards, Circle U. will bring new opportunities for mobility and innovative ways for students, staff and external stakeholders to co-create knowledge

and conduct problem-oriented research on sustainability, health and democracy. This long-term partnership with our partners in Circle U. reinforces the University of Vienna's identity as a truly European university.

The Covid 19 pandemic unfortunately continued to hinder many international activities in 2021. Sadly, this year's International Report shows a sharp drop in mobility figures within student and staff mobility programmes, resulting from international travel restrictions and repeated lockdowns. We are optimistic that physical mobility will pick up again in 2022, especially within Europe.

Important lessons are to be learned from almost two years of pandemic conditions. These include novel digital formats in international exchange and in teaching and learning. For example, we have held very successful webinars with our strategic partners, such as the Fudan-Vienna Strategic Partners Week or the joint CENTRAL Staff Development Webinar. In addition, the University of Vienna has further strengthened dissemination of know-how on COIL (Collaborative Online International Learning) among its teaching staff. These new experiences and innovative formats bring new inspiration and ideas for international cooperation and exchange that are here to stay. For example, we are now planning to devise new forms of blended mobility combining virtual mobility and short physical stays, which will benefit students and researchers in the post-pandemic period too.

Jean-Robert Tyran
Vice-Rector for Research and International Affairs

Table of contents

Foreword	1
Facts and figures in brief	
Internationalisation Activities at the University of Vienna	4
Partner Universities at University-wide Level (outside Europe)	6
Partner Universities for Erasmus+ Student Mobility	8
Beyond Facts and Figures: Internationalisation Activities of the International Office 2021	10
Key figures for internationalisation activities at the University of Vienna	
Degree-seeking students	12
Figure 1a+b Active students at the University of Vienna by country of origin	13
Figure 2 Doctoral Students at the University of Vienna	14
Figure 3 Master's programmes in English	16

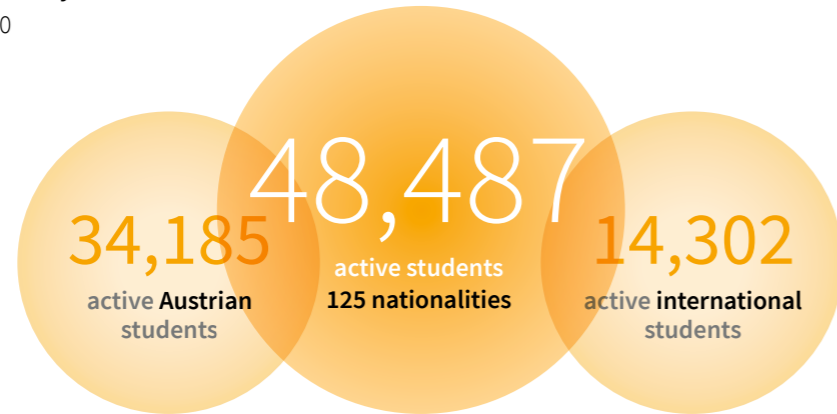


Credit mobility	17
Figure 4a+b Graduates of the University of Vienna with stays abroad	17/18
Figure 5a+b Erasmus+ programme	19
Figure 6 Erasmus+ internships	20
Non-EU Student Exchange Program	21
Figure 7 Short Term Grants Abroad ("KWA-Programme")	22
Teaching and Staff	22
Figure 8 Composition of academic staff (country of previous employer)	22
Figure 9 Appointments from abroad	22
Erasmus+ Teaching Mobility	23
Partnerships	24
Figure 10 Number of partner universities by continent	24
Research	25
Figure 11 Internationally funded research projects	25
Figure 12a+b International co-publications	26
Imprint	28

Facts and Figures in Brief

Internationalisation Activities at the University of Vienna

Austria's largest University
Academic year 2019/20



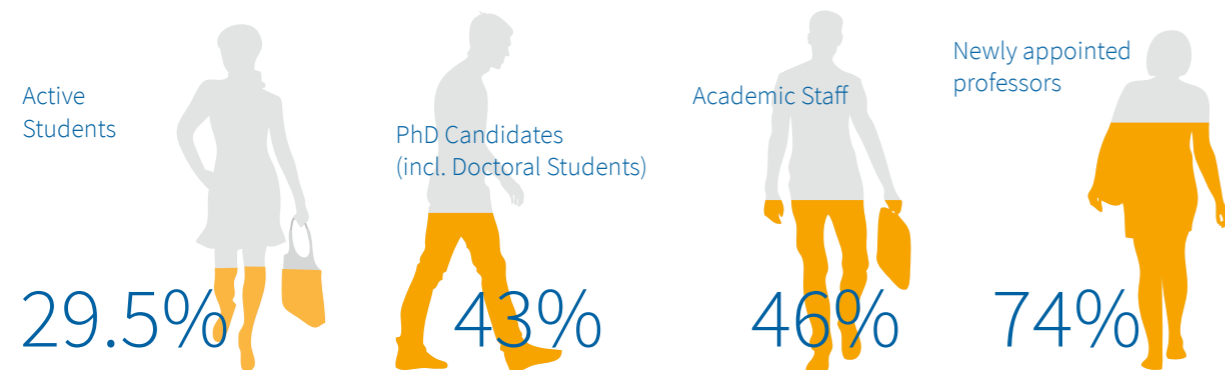
Top University

The University of Vienna is the best ranked university in Austria and numbers among the world's best 150 universities according to the THE World University Ranking 2022.



International Students and Staff

Percentages of students (2019/20) and staff (2020/21) from abroad

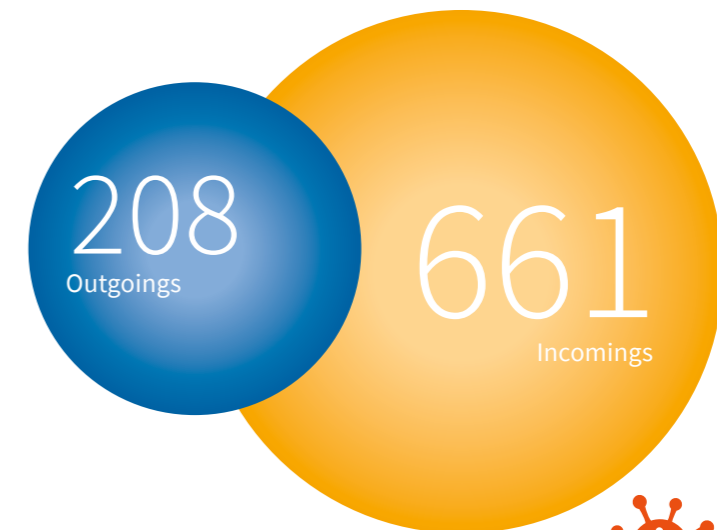


Student Mobility

Graduates with stay abroad (2018/19)



Erasmus+ Programme (2020/21)



Student exchanges within Europe were possible to a limited extent during the Covid-19 pandemic.

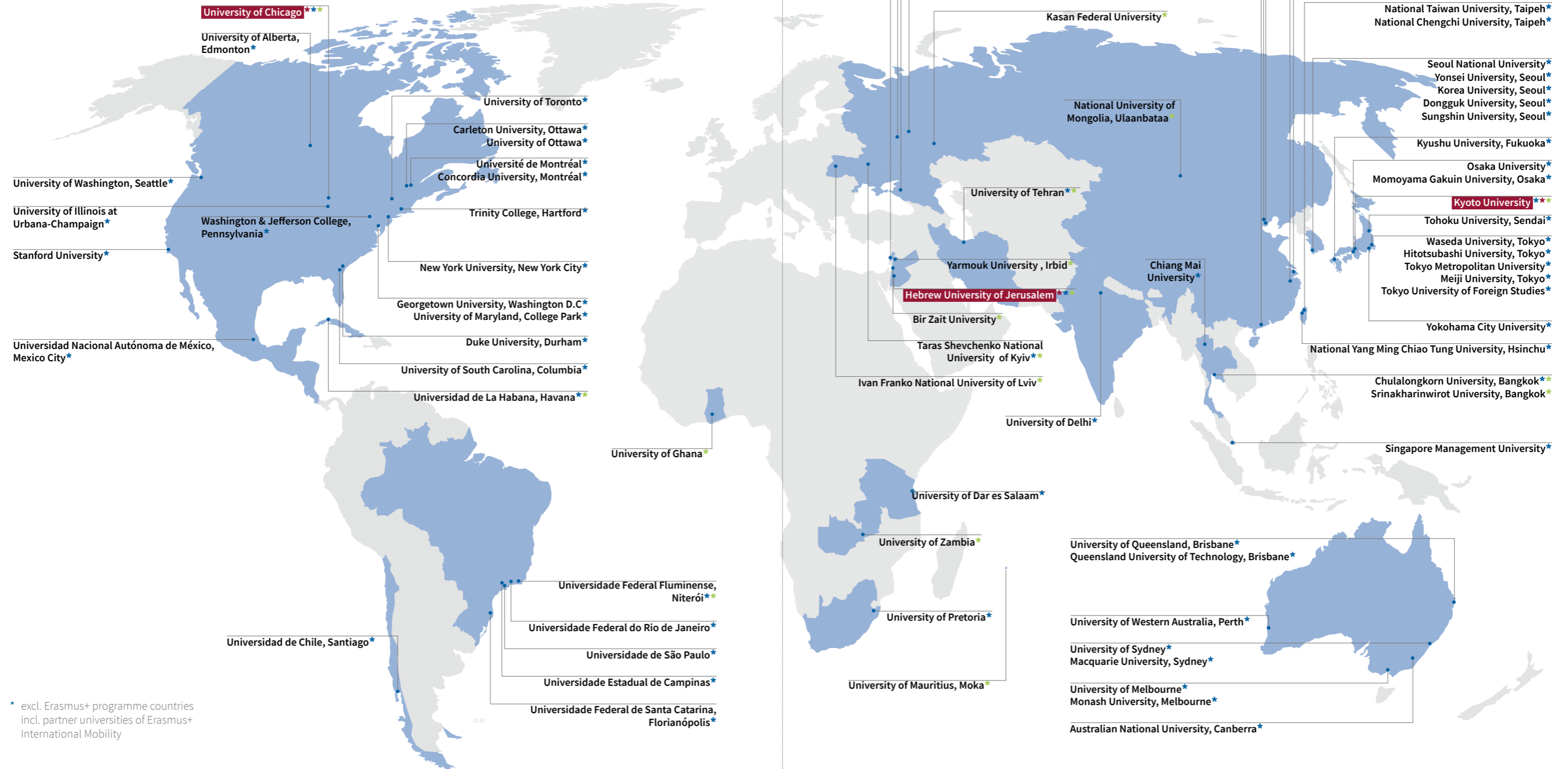
Erasmus+ Internships (2020/21)



Partner Universities at University-wide Level*

Reporting Date: July 2021

- Countries with Partner Universities of the University of Vienna
- ★ Strategic Partnerships (5)
- * Partner Universities at university-wide level (88 worldwide)
- ✳ Erasmus+ International Mobility (22)

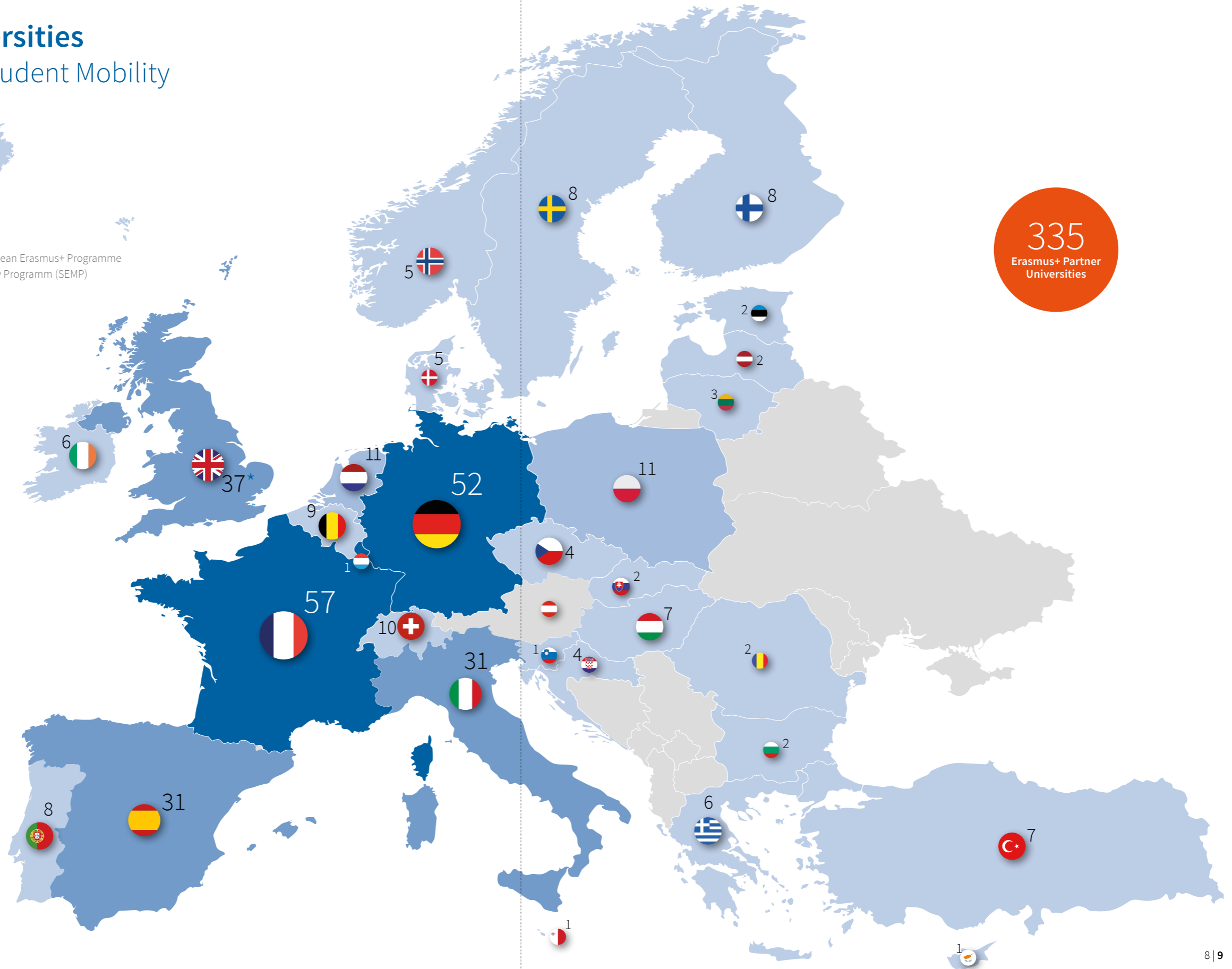


* excl. Erasmus+ programme countries
incl. partner universities of Erasmus+
International Mobility

Partner Universities for Erasmus+ Student Mobility

Number of partner universities in European Erasmus+ Programme countries, incl. Swiss-European Mobility Programm (SEMP)

335
Erasmus+ Partner
Universities



* as of June 2021; after Brexit, UK will be part of the Erasmus+ Student Mobility Programme until May 2023. New collaborations will be established afterwards.

Beyond Facts and Figures: Internationalisation Activities of the International Office 2021

Aside from internationalisation activities that can be measured in figures, the International Office of the University of Vienna focused on several additional key areas of the university's internationalisation strategy in 2021: the **Strategic Partnerships**, the **CENTRAL Network** and the development of know-how in the area of **COIL** (Collaborative Online International Learning). In addition, preparations were made for the University of Vienna to join the renowned **European University Alliance Circle U**.

Strategic Partnerships

Within the framework of its Strategic Partnerships, the University of Vienna has intensified its cooperation with five top universities in China, Israel, Japan and the USA since 2015. The aim is to achieve particularly close and sustainable networking in research, as well as in the areas of teaching, studies and administration.

In 2021, a whole series of planned cooperation measures had to be cancelled or postponed due to the pandemic. In order to continue collaboration with the strategic partner universities, activities were moved into the digital space and new virtual formats were developed. Thus, bilateral online workshops and seminars provided important new impetus for intensified cooperation in research and teaching. Joint learning and teaching with the Strategic Partner Universities also took place primarily virtually, including in the form of digital guest professorships and guest lectures, as well as participation in virtual short-term study programmes such as summer or winter schools.

CENTRAL Network

CENTRAL is a scientific network of five renowned Central European universities that aims to promote Central Europe as a hub for academic excellence. The network is composed of the Charles University in Prague, University of Warsaw, University of Vienna, ELTE Budapest as well as Humboldt-Universität zu Berlin. In 2021, the University of Vienna took over the coordination of the CENTRAL network from HU Berlin.

The previous set of activities (such as workshops) was expanded to include joint cultural events and Third Mission initiatives. The first cooperation activity in the field of cultural exchange involved the University of Vienna's exhibition on the Vienna Circle – a school of science philosophy which exerted influence beyond the entire region in the interwar period – which was sent on tour and opened at Charles University in Prague in October 2021. After Prague, the exhibition will travel to Warsaw.

A joint annual theme with relevance for all partners ties together the CENTRAL universities' activities. 2021's theme, "what unites and divides us?", has been accompanied by a series of interviews and articles in cooperation with local radio channels and newspapers, including a series of articles on the anniversary of the fall of the Berlin Wall on 9 November 1989.

More information: centralnetwork.eu



Exhibition opening "Vienna Circle"; Prof. K. Sigmund (University of Vienna), Rector Tomáš Zima (Charles University), Prof. F. Stadler (University of Vienna), and the University of Vienna's Vice-Rector Jean-Robert Tyran. Photo: Michal Novotný

Circle U.

The University of Vienna is pleased to have joined the European University Alliance Circle U. together with the University of Pisa on 12 November 2021. Joining this prestigious European University Alliance represents a major step forward in the University of Vienna's internationalisation process and opens up new horizons for study, research and international cooperation.

Circle U. is a network of research-intensive universities from across Europe with seven founding members: Aarhus University, Humboldt-University Berlin, Université de Paris, University of Belgrade, UCLouvain, University of Oslo und King's College London. The aim of Circle U. is to create an inclusive European University in which students, staff and external partners collaborate to develop competencies and solutions for a healthy, peaceful, democratic and prosperous society. In 2021, the University of Vienna worked with Circle U. partners to integrate into the alliance and determine initial areas of focus for its membership. Two professors have already been nominated "Academic Chairs" to lead the University of Vienna's contribution to Circle U. on the topics of climate change and democracy.

More information on Circle U. at the University of Vienna: circleu.univie.ac.at

COIL: Collaborative Online International Learning

The coronavirus pandemic has brought a worldwide boost to remote teaching and distance learning – both for regular teaching at universities, which could not take place physically at times due to lockdowns, and for academic mobility programmes, which could hardly take place due to international travel restrictions.

Among the various options for virtual collaboration, the University of Vienna has focused on COIL (Collaborative Online International Learning). COIL enables low-threshold collaboration between teachers at universities in different countries. Joint online teaching units and interactive assignments for students in internationally mixed teams enable international and intercultural experiences.

In order to disseminate COIL at the University of Vienna, practice-oriented webinars on didactic, technical and institutional aspects of COIL were offered in the continuing education programme for staff. Accompanying awareness measures and support for COIL courses by tutors aim to increase interest in COIL courses.

Key figures for internationalisation activities at the University of Vienna

Since 2008 the internationalisation of the University of Vienna has been measured by a set of indicators relating to the areas of study and teaching, staff and research. The figures given are an attempt to quantify central aspects of internationalisation in these areas and to permit an annual comparison of the development of the internationalisation activities.

Degree-seeking students

Active students at the University of Vienna by country of origin

(As of winter semester 2019/20)

This important indicator measures the share of non-Austrian students in order to determine how attractive the University of Vienna is for international students as a place of education and research. International students constitute 29.5% of all active students (> 16 ECTS), a slight increase compared to the previous year (2018/19: 29%), see figure 1b.

A Bachelor's, diploma or Master's programme is considered active if the student has acquired at least 16 ECTS credits in the respective academic year. A student may be enrolled in more than one active programme during the applicable academic year. Doctoral students are not included in these figures.

Students at the University of Vienna come from 125 countries. 91% of all active international students are from Europe (incl. Russian Federation), 6% from Asia, slightly more than 1% each from North and Latin America, and the last 1% is split between Africa and Australia/Oceania. Half of all international students (54%) are from neighbouring countries, with students from Germany making up the largest group at 37% of all international students. Students from successor states of former Yugoslavia constitute 11% of all international students.

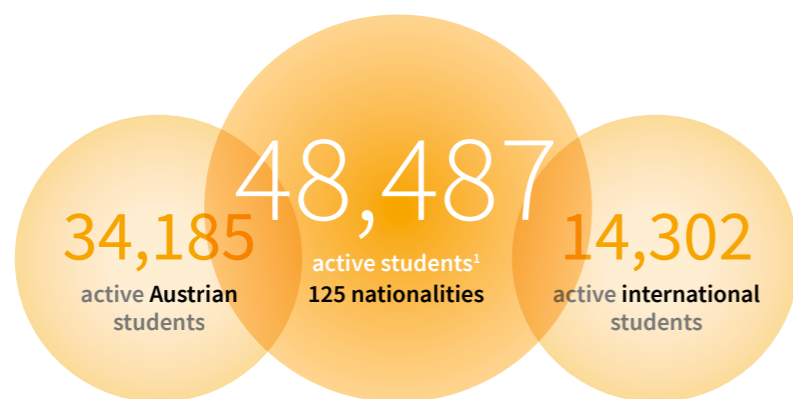


Figure 1a

Country	Active students (> 16 ECTS) ¹	Country	Active students (> 16 ECTS) ¹
Germany	5,293	Netherlands	73
Italy	1,087	Albania	66
Hungary	606	Kosovo	62
Ukraine	505	Belarus	55
Russian Federation	501	South Korea	53
Serbia	499	Georgia	52
Bosnia and Herzegovina	461	Belgium	51
Turkey	428	Montenegro	42
Bulgaria	406	North Macedonia	40
Croatia	395	Mongolia	37
Luxembourg	375	Finland	36
Poland	317	India	36
Slovakia	312	Ireland	36
Romania	290	Afghanistan	34
Switzerland	150	Colombia	33
Iran	148	Mexico	33
Kazakhstan	146	Australia	32
Czech Republic	143	Portugal	30
Spain	135	Brazil	29
France	134	Japan	29
United States of America	119	Armenia	27
Greece	104	other countries	530
China	98	Active international students	14,302
Slovenia	86	Austria	34,185
United Kingdom	75	TOTAL (2019/20)	48,487
Syria	73		

¹ Definition of active students: please refer to page 12.

Source: Reporting System of the University of Vienna

Figure 1b

Active international students in % of all active students academic years 2016/17–2019/20

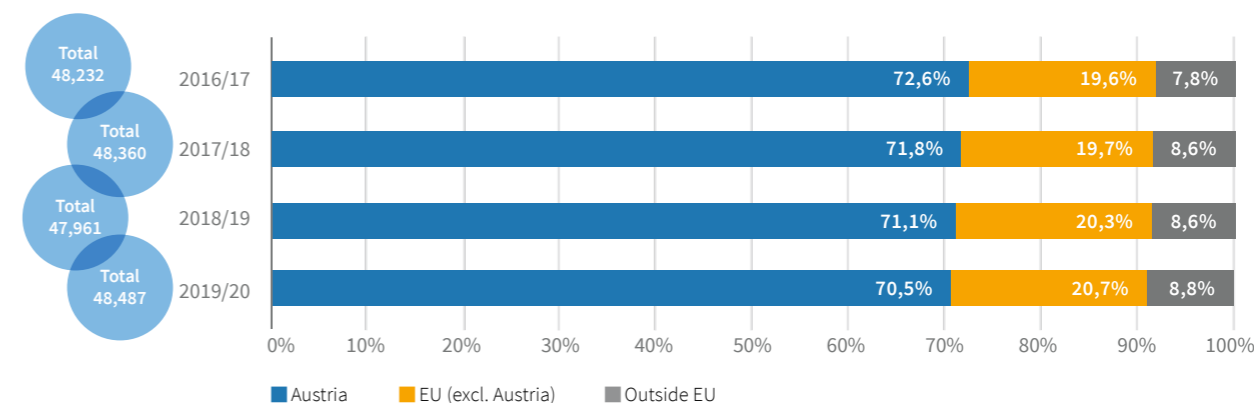


Figure 2

Doctoral Students (incl. PhD)	Academic year 2020/21 total figures	Doctoral Students (incl. PhD)	Academic year 2020/21 total figures
Germany	655	Canada	16
Italy	198	Kosovo	16
Iran	98	Egypt	15
China	70	Portugal	14
Russian Federation	61	Indonesia	14
Croatia	61	Colombia	13
Hungary	59	Thailand	11
India	52	Sweden	11
United States of America	51	Luxembourg	10
Turkey	50	Bangladesh	9
Poland	48	Azerbaijan	9
Spain	44	North Macedonia	9
Slovakia	43	Chile	9
Romania	40	Philippines	9
United Kingdom	35	Ireland	8
Greece	34	Ecuador	8
Serbia	34	Australia	6
Bosnia and Herzegovina	30	Kazakhstan	5
Switzerland	29	Nepal	5
France	29	Lithuania	5
Netherlands	26	Nigeria	5
Slovenia	25	Norway	5
Bulgaria	24	Denmark	5
Ukraine	24	Finland	5
Czech Republic	23	other countries	129
Mexico	22	International doctoral students 2020/21	2,302
Pakistan	20	Austria	3,100
Japan	17	TOTAL 2020/21	5,402
Korea	17	International doctoral students	2,197
Brazil	16	TOTAL 2019/20	5,428
Taiwan	16		

Source: Reporting System of the University of Vienna

43% of all doctoral students come from abroad. Changes in the conditions for admissions have resulted in a decrease in the number of newly admitted doctoral students since 2018/19 (both Austrian and international students). This clearly has – and will continue to have – an impact on the total number of doctoral students, see figure 2. However, selecting applicants on the basis of quality ensures that newly admitted doctoral candidates are better prepared as they start their studies.



Doctoral Schools at the University of Vienna

Training the next generation of researchers and supporting young talent to become independent and internationally competitive is a central mission of the University of Vienna. In 2020, the university established 15 doctoral schools that offer early-stage researchers the opportunity to participate in cutting-edge research within structured programmes. These doctoral schools attract young talent from all over the world. Researchers in turn benefit from excellent hosting conditions, e.g. quality team supervision and funding opportunities. This enables PhD candidates to carry out excellent research and prepares them for a wide range of careers and responsibilities.

List of doctoral schools at the University of Vienna

- ▶ Advanced Research School in Law and Jurisprudence
- ▶ Vienna Doctoral School of Historical and Cultural Studies
- ▶ Vienna Doctoral School in Philosophy
- ▶ Vienna Doctoral School of Social Sciences
- ▶ UniVie Doctoral School Computer Science
- ▶ Vienna Doctoral School in Physics
- ▶ Vienna Doctoral School in Chemistry
- ▶ Vienna International School of Earth and Space Sciences
- ▶ Vienna School of Mathematics | Joint Doctoral School mit der TU Wien
- ▶ Doctoral School in Microbiology and Environmental Science
- ▶ Vienna Doctoral School of Ecology and Evolution
- ▶ Vienna Doctoral School of Pharmaceutical, Nutritional and Sport Sciences
- ▶ Vienna BioCenter PhD Program, joint doctoral school of the University of Vienna and the Medical University of Vienna
- ▶ Vienna Doctoral School in Cognition, Behavior, and Neuroscience – from Biology to Psychology and the Humanities (CoBeNe)
- ▶ Vienna Doctoral School of Theology and Research on Religion

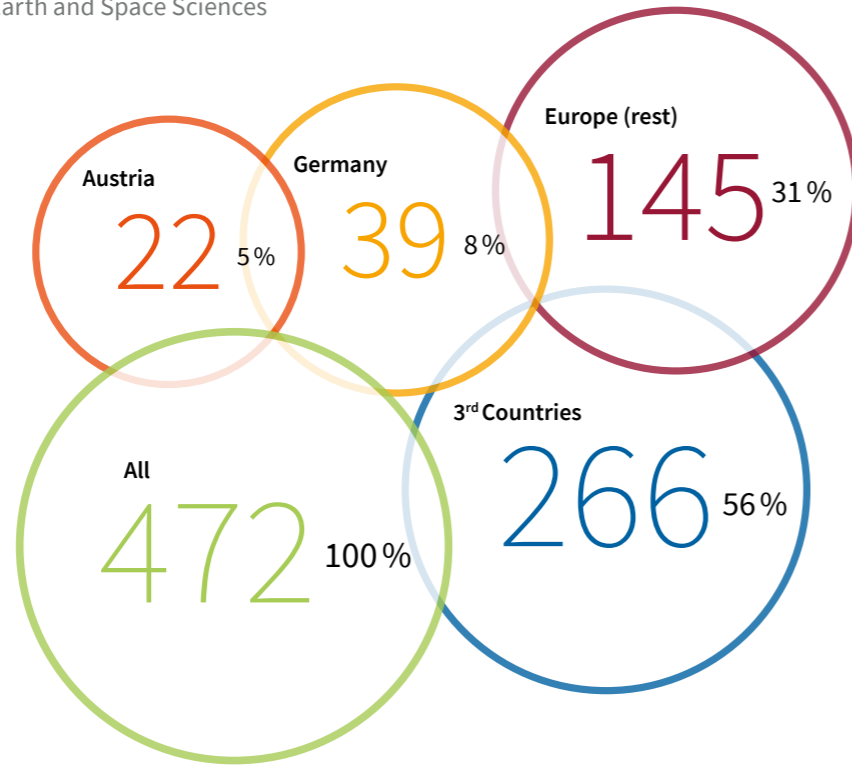
Highly competitive programmes

As an Example: Doctoral School “Vienna International School of Earth and Space Sciences”

This doctoral school at the Faculty of Earth Sciences, Geography and Astronomy addresses grand challenges of humanity such as resource depletion, climate change, and insecurity about our future energy supply. It carries out inter- and trans-disciplinary academic research connecting the cosmos with planets and atmospheres, including its environments and the anthroposphere.

During the first recruitment round, 472 candidates, many of them from outside Europe, applied for 18 funded PhD positions, demonstrating the significant degree of interest in this PhD programme. More than half (56%) of the applications were submitted by graduates from universities in third countries. 31% of the applicants graduated at universities in Europe (excl. AT and DE) and only 13 % came from Germany or Austria.

Applications per country of second degree
 Doctoral School: Vienna International School
 of Earth and Space Sciences




Source: Vienna International School of Earth and Space Sciences

Master's programmes in English

Of the 108 Master's programmes at the University of Vienna, 29 can be studied entirely in English (= 27%). English-language Master's programmes are not only attractive to international students, but also prepare the university's students for an international working environment in business and science.

Figure 3



Source: Intellectual Capital Report of the University of Vienna 2020, Indicator 2.A.2

Credit mobility

Credit mobility can be defined as a limited period of study or traineeship abroad (in the framework of on-going studies at a home institution) for the purpose of gaining credits. After the mobility phase, students return to their "home institution" to complete their studies.

Graduates of the University of Vienna 2018/19 with stays abroad during their studies

In a survey, Statistics Austria asked all 9,690 students who graduated in the academic year 2018/19 whether they had studied abroad during their studies. 1,690 (19%) had spent time abroad during their studies. This represents a slight decrease in the percentage of graduates with experience abroad during their studies (2017/18: 21.5%), see figure 4a.

Figure 4a

Graduates of the University of Vienna 2018/19 with stays abroad during their studies², broken down according to discipline³

	Stays abroad during their studies	No experience abroad	Graduates with stays abroad in % of all graduates with stays	Graduates with stays abroad in % of the graduates in this discipline
Natural sciences	388	2,258	23%	15%
Social sciences (incl. Law)	313	1,133	19%	22%
Humanities (incl. Theology)	980	3,703	58%	21%
Technical sciences	8	134	1%	6%
TOTAL 2018/19	1,690	7,230	100%	19%
TOTAL 2017/18	1,913	6,984	100%	21.5%

Source: Statistics Austria survey; calculation: International Office

*response rate: 92.1% (8,920 questionnaires were returned)
 *percentages do not necessarily add up to 100% due to rounding

With regard to the number of graduates from the various disciplines, graduates of social sciences and humanities were the most mobile. Nevertheless, there has been a decline in mobility in these two branches compared to the previous year, while the percentages of graduates with stays abroad in natural and technical sciences have slightly increased.

² Statistics Austria poll pursuant to UHSTAT 2

³ System of disciplines according to the ÖSTAT classification

Figure 4b

Graduates of the University of Vienna 2018/19 with stays abroad during their studies⁴, broken down by stage of studies

	Stays abroad during their studies	No experience abroad	Graduates with stays abroad in %
Bachelor	642	4,305	13 %
Master	557	1,851	23 %
Diploma	356	876	29 %
Doctoral Degree	136	199	41 %
TOTAL 2018/19	1,691	7,231	19 %
TOTAL 2017/18	1,913	6,984	21.5 %

Source: Statistics Austria survey; calculation: International Office

*response rate: 92.1% (8,920 questionnaires were returned)
*percentages do not necessarily add up to 100% due to rounding

The stage of studies and the type of curricula significantly influence the probability of a stay abroad. Generally speaking, it can be observed that a higher percentage of graduates from diploma, Master's and doctoral programmes complete a stay abroad than graduates from Bachelor's programmes, see figure 4b. This can easily be explained by tighter curricula at Bachelor's level and the students' ambitions to complete their studies within the shortest possible time.

Erasmus+ programme

The university offers several mobility programmes for students that allow them to spend one or two semesters at a partner university. The best-known programme is the Erasmus+ programme (for periods of study abroad in Europe).

In recent years, the University of Vienna has been among the top European universities in terms of numbers of outgoing and incoming students within the Erasmus+ Student Mobility Programme.

However, the impact of the Covid-19 pandemic on mobility figures was, as expected, particularly evident in the academic year 2020/21. Lockdowns in autumn 2020 as well as travel restrictions in numerous countries led to a sharp decline in numbers. The total number of outgoing students dropped significantly from 851 (in 2019/20) to 208 (in 2020/21). The number of incoming students decreased from 964 (in 2019/20) to 661 (in 2020/21). Many planned stays abroad had to be postponed or cancelled.

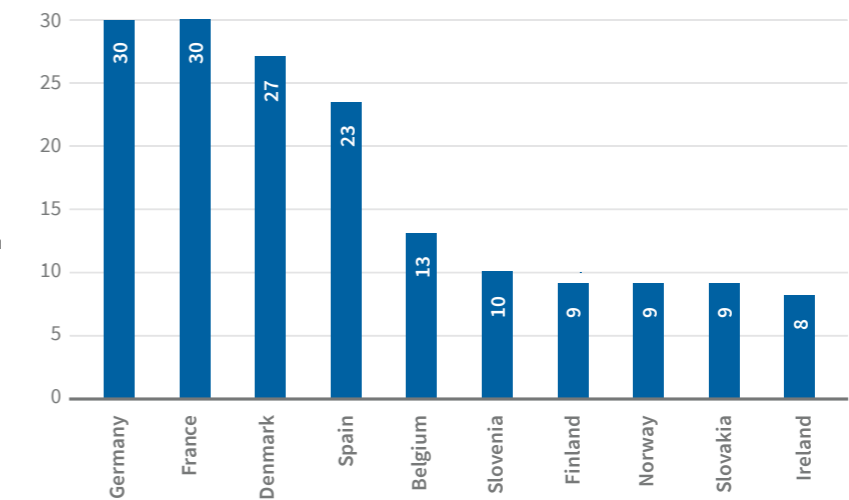
The new Erasmus+ Programme generation (2021–2027) includes opportunities for blended mobility, e.g. the new Blended Intensive Programmes. These initiatives have greatly profited from the breadth of experience gained during the pandemic in terms of distance learning. We expect that virtual mobility, especially blended mobility with online and face-to-face phases at a host university, will increase in the wake of the current pandemic.

⁴ Statistics Austria poll pursuant to UHSTAT 2

Figure 5a

Erasmus+* outgoing students by destination (Top 10)

Academic year 2020/21; absolute numbers



* including Switzerland (SEMP; Swiss-European Mobility programme)

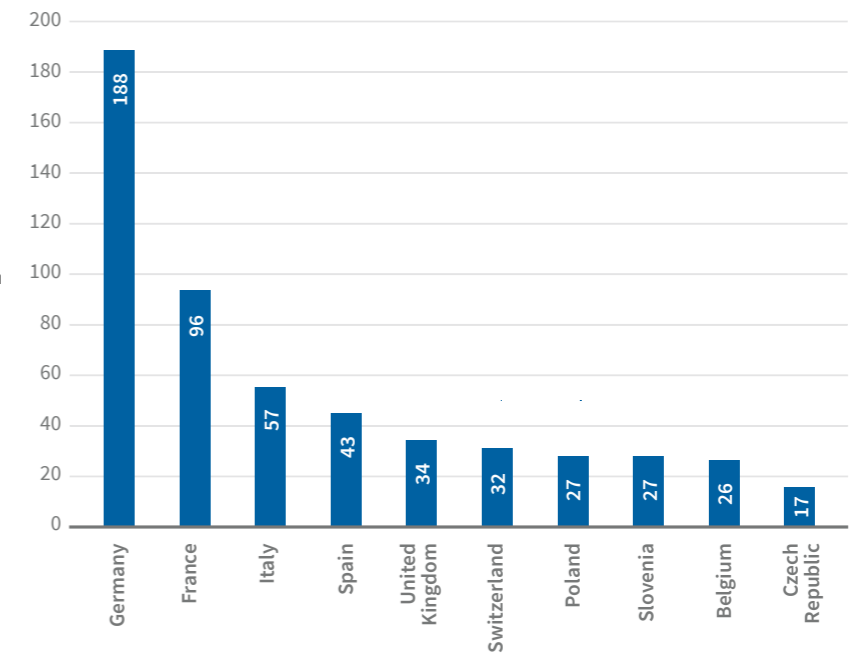
Source: International Office of the University of Vienna

208 students of the University of Vienna benefitted from an Erasmus+ stay abroad in 2020/21. The most popular destinations in the Erasmus+ Student Mobility Programme remain Germany, France, Denmark and Spain; these countries account for 53% of all outgoing students, see figure 5a. Student exchange with Italy, the UK and Sweden (usually among the top 10 destinations) was heavily affected by the Covid-19 pandemic.

Figure 5b

Erasmus+* incoming students by country of origin (Top 10)

Academic year 2020/21; absolute numbers



* including Switzerland (SEMP; Swiss-European Mobility programme)

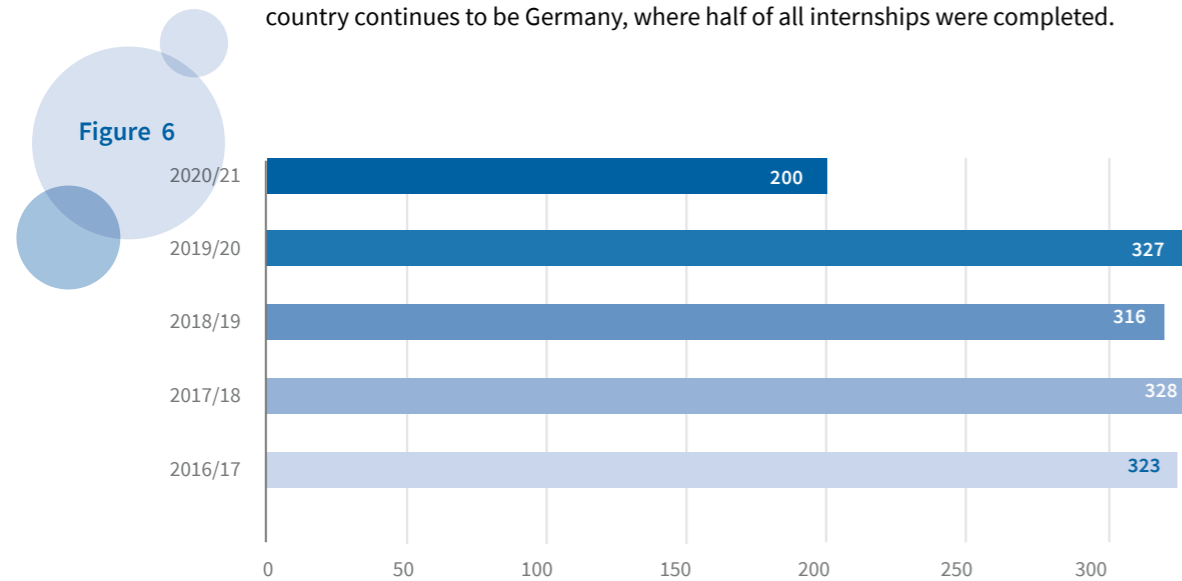
Source: International Office of the University of Vienna

661 international students studied at the University of Vienna under the Erasmus+ Student Mobility Programme in 2020/21. The top 5 countries have not changed: Germany, France, Italy, Spain and the United Kingdom. More than 60% of the incoming Erasmus+ students come from these five countries, [see figure 5b](#).

Erasmus+ internships

Within the Erasmus+ Programme, students of the University of Vienna can also apply for a scholarship for a self-organised internship relevant to their studies in one of the European countries which participate in the Erasmus+ programme. The constant popularity of this programme can be explained by its flexibility: applications are possible all year long (no application deadlines), the time required for processing applications is short, and students can choose how long their internships will be (at least 2 months).

However, this programme also saw a significant drop in the number of applications in 2020/21 due to the Covid-19 pandemic, [see figure 6](#). The most popular destination country continues to be Germany, where half of all internships were completed.



Source: International Office of the University of Vienna



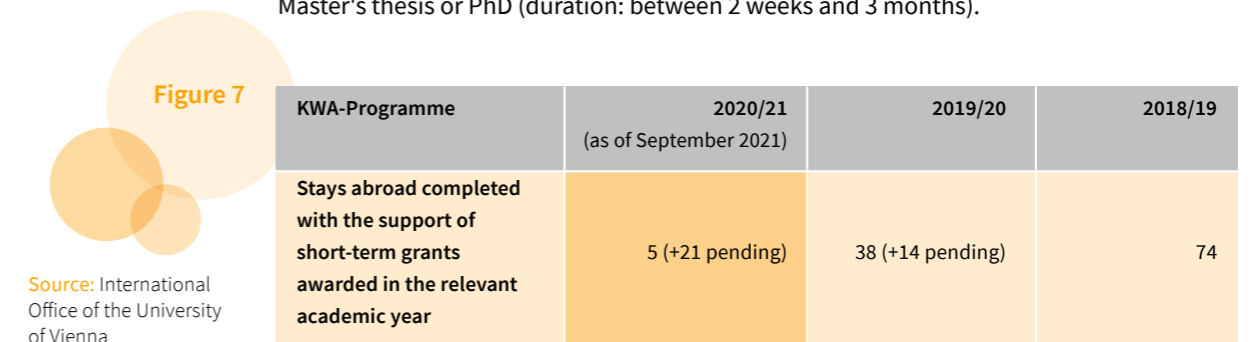
Non-EU Student Exchange Program

An important element of the University of Vienna’s mobility programmes is the Non-EU Student Exchange Program. This scheme has supported student exchange since 1992, primarily with universities outside of the EU.

Due to the difficult conditions for long-distance travel, this programme was hit especially hard by the pandemic. Only two dozen exchanges took place within this programme in 2020/21. We expect both incoming and outgoing numbers to return to pre-crisis levels soon (~230 incoming students from outside the EU, ~150 outgoing students).

Short Term Grants Abroad (“KWA-Programme“)

The KWA Programme (short-term grants abroad) provides funding for Master’s and PhD students if they need to conduct research (e.g. laboratory work, field studies, research in archives, libraries, academic collections, etc.) outside Austria as part of their diploma/ Master’s thesis or PhD (duration: between 2 weeks and 3 months).



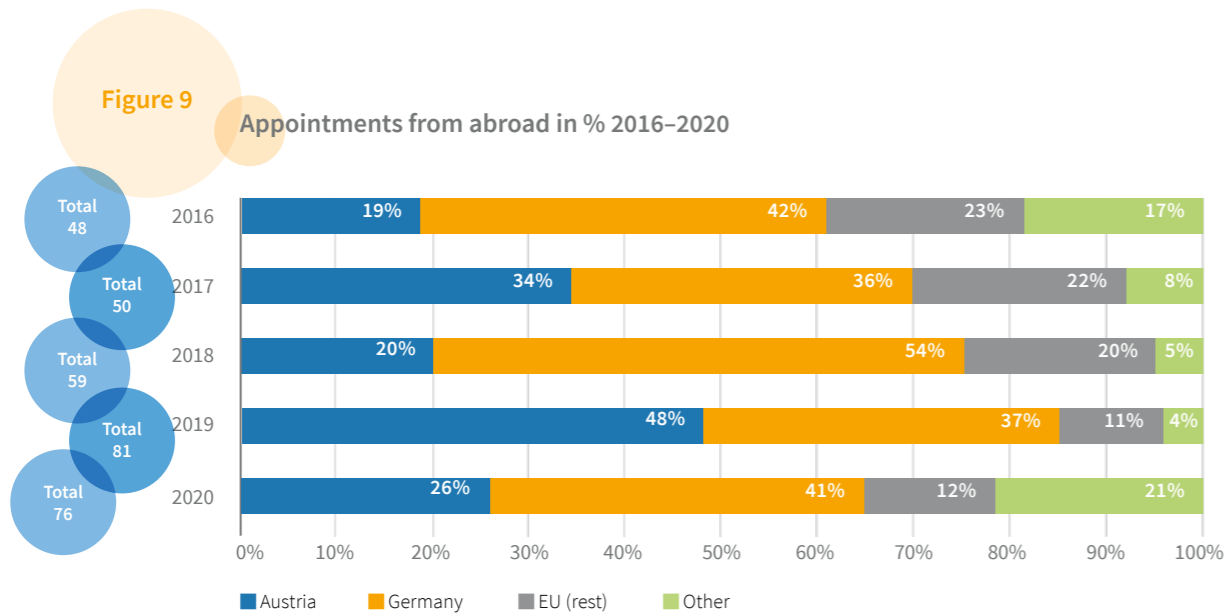
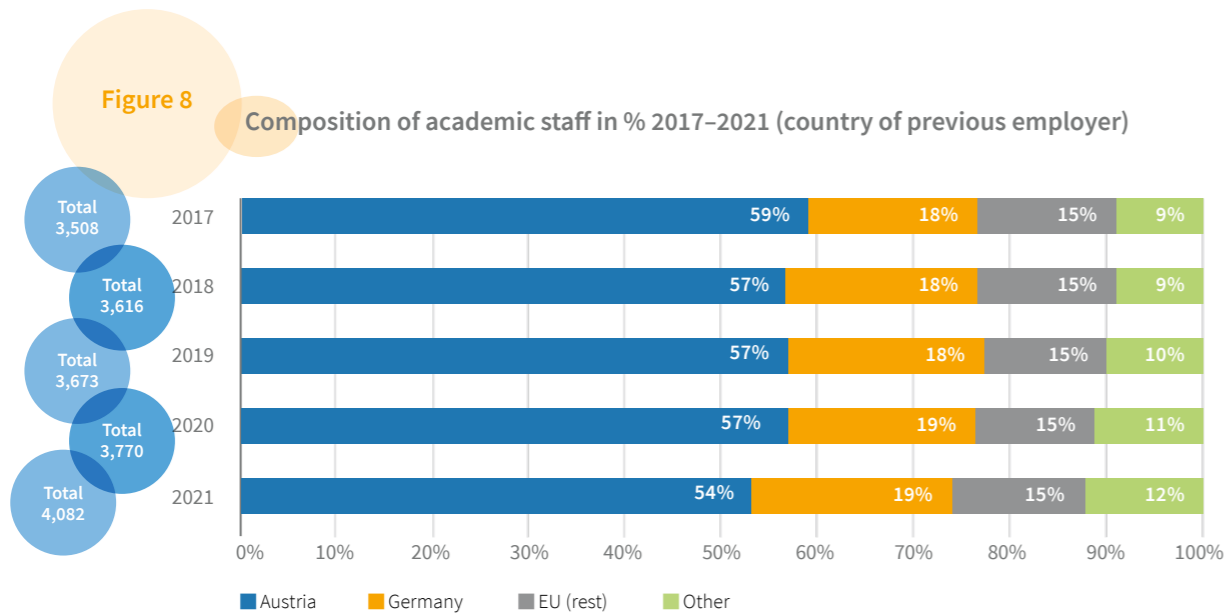
Source: International Office of the University of Vienna

The Covid-19 pandemic has had a strong impact on the programme for short-term grants abroad, as a large number of stays was supposed to take place while lockdowns and subsequent travel restrictions were in force. Due to the nature of the programme, the majority of research projects relied on actual stays on site and could not be replaced by online activities. Nevertheless, three students found a way to conduct their research online and/or with the help of local representatives that provided support in the target country.

The number of applications in the academic year 2020/21 decreased again compared to the previous year due to the ongoing pandemic and travel restrictions, [see figure 7](#). Most stays were postponed to the next semester or even to the next academic year.

Teaching and Staff

Over the last few years, the share of international academic staff has risen steadily. Currently, 46% of academic staff were employed outside Austria before joining the University of Vienna, [see figure 8](#).



Source: Reporting System of the University of Vienna / calculation: International Office

74% of the professors appointed in 2020 were appointed from universities or other institutions abroad, clearly demonstrating that, in this regard, the University of Vienna has achieved its goal of becoming attractive to international academics. More than half of all appointments were from EU countries other than Austria (with a significant emphasis on Germany) and 21% were from outside the EU, [see figure 9](#).

Erasmus+ Teaching Mobility

Erasmus+ Teaching Mobility is one of the core mobility schemes in the Erasmus+ programme. It offers short term teaching visits for the University of Vienna's teaching staff to Erasmus+ universities in the EU. In the academic year 2020/21, teaching mobility was not possible due to the ongoing Covid-19 pandemic. At the moment, teaching mobility is taking place again. We expect to regain pre-crisis levels in mobility soon (~125 places), provided there are no further travel restrictions.



Partnerships

Currently the University of Vienna has a set of 88 partners at university-wide level, [see figure 10](#). Bilateral university wide partners include the five strategic partner universities: the Hebrew University of Jerusalem, the University of Chicago, as well as the recently established partnerships with Peking University, Fudan University and Kyoto University. Further partners outside Europe include, among others: Stanford University, Australian National University, University of Toronto and Seoul National University.

Figure 10

Number of partner universities by continent (As of July 2021)

	Partners at university-wide level	Partners at faculty level	Erasmus+ Partners (incl. Erasmus+ International Mobility)
Africa	2	6	3
Asia	34	34	9
Australia	8	2	0
Europe (incl. Russia)	19	25	340
Latin America	8	7	2
North America	17	14	1
TOTAL	88	88	355

Source: International Office of the University of Vienna

The University of Vienna follows an internationalisation strategy which involves developing only a limited number of partnerships, but ensuring that these are of high impact. At university-wide level, the University of Vienna strives for cooperation with top-class universities in Asia, North America, Australia and Europe. In addition to the academic reputation of the partner university, common research and teaching interests and existing faculty links are a prerequisite for the conclusion of an agreement with a partner university.

In Europe, the strategic focus of the University of Vienna's cooperation is on multilateral strategic partnership networks, such as the CENTRAL network (ELTE, HU Berlin, Charles University Prague, University of Warsaw, University of Vienna) and Circle U., a European University Alliance with eight other research-intensive partner universities from across Europe (Aarhus University, Humboldt-Universität zu Berlin, King's College London, Université de Paris, University of Belgrade, University of Louvain, University of Oslo and University of Pisa).



Research

Figure 11

Internationally funded research projects
Total amount of third party funding

Projects funded by	2016	2017	2018	2019	2020
Austria	59,994,057 €	60,971,193 €	66,395,423 €	62,016,555 €	59,442,241 €
EU-countries (rest)	18,102,200 €	17,185,538 €	16,807,151 €	20,110,382 €	19,783,226 €
other countries	1,898,346 €	1,686,176 €	1,876,820 €	1,756,013 €	1,350,406 €
Project TOTAL (in EUR)	79,994,603 €	79,842,908 €	85,079,393 €	83,882,949 €	80,575,873 €

Source: Intellectual Capital Report of the University of Vienna 2020, Indicator 1.C.1

In 2020, the University of Vienna was more successful than ever in attracting R&D projects. However, due to the Covid-19 pandemic and the associated restrictions on the implementation of research projects, the funding could not be spent as planned. Reported R&D project totals therefore fell by just under 4% to € 80.6 million compared to the high level of the previous years, [see figure 11](#).



International co-publications

The strong international orientation of research at the University of Vienna is reflected in the number of international co-publications ([see figure 12a and b](#)). The number of international co-publications (Web of Science) is high and following a continuous upward trend (2020: 70.7% International co-publications, constituting a top score in an international benchmark).

Publications with international co-authors in the Web of Science

Figure 12a

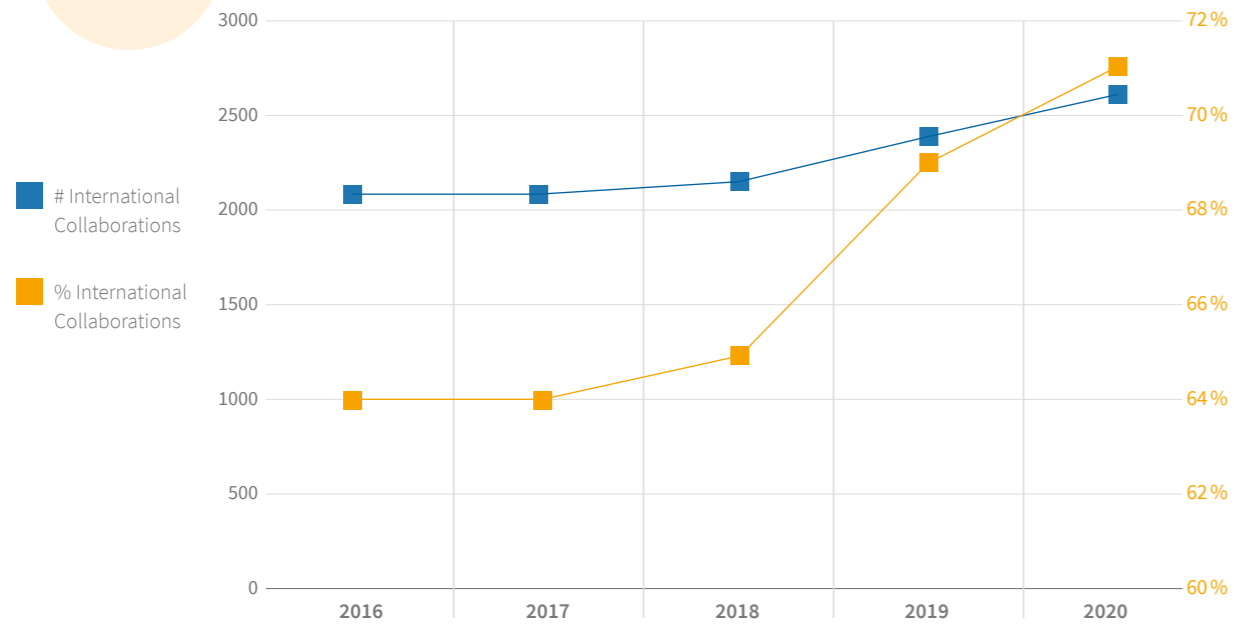


Figure 12b

Publication Year	2016	2017	2018	2019	2020
Web of Science Documents	3,271	3,256	3,334	3,563	3,676
International Collaborations Total numbers	2,076	2,077	2,160	2,459	2,599
International Collaborations % of all collaborations	64%	64%	65%	69%	71%

Source: Web of Science Core Collection including the Emerging Sources Citation Index (ESCI) and InCites (analytical tool). Data retrieval May 2021.





IMPRINT

Publisher: University of Vienna
Universitätsring 1 | 1010 Vienna | Austria
univie.ac.at

Responsibility for the content:
International Office

Concept:
Barbara Good, International Office
international.univie.ac.at

Editorial Staff: International Office
Michaela Fiska | Johanna Lehner | Johanna Pavlu

Contributors: International Office
Michaela Fiska | Johanna Lehner | Johanna Pavlu
Franz Stefan Michalke | Karin Krall

Others: Lorenz Platzgummer, Reporting and Analysis |
Carmen Fuchs and Ingrid Purner, Teaching Affairs and
Student Services, Administration of Studies and Data
Management | **Ursula Ulrych and Juan Gorraiz**, Library and
Archive Services, Bibliometrics and Publication Strategies

Translation: Katy Burgess

Graphic Design: Nele Steinborn

Photos: derknopfdruecker.com

Reporting Period: academic year 2020/21
(unless stated otherwise)

© Vienna, November 2021

